



GOVERNMENT AUTONOMOUS COLLEGE ROURKELA



**ALUMUNI FEEDBACK REPORT
2020-2021
CONDUCTED BY
IQAC CELL**

ALUMNI FEEDBACK ANALYSIS AND ACTION TAKEN REPORT YEAR 2020-21

Any educational institution's success depends greatly on its active and involved alumni community. The role of alumni becomes even more crucial because of the very diverse and dispersed student body, which includes people from all backgrounds and ages who come together for academic pursuits but have various objectives. Government Autonomous College, Rourkela greatly values the tremendous contributions made by its illustrious alma mater in all walks of life and in their strong bonding with their alma mater. Processes and procedures at GACR are always being improved in order to satisfy learner expectations, provide a rewarding academic experience, and position students for successful employment and positive societal participation. Alumni feedback is taken into consideration while adjusting the policies and designing curriculum. Based on the alumni comments, Feedback Analysis Report has been prepared. The replies were obtained via online survey, the link to which was sent to variety of official groups and link was uploaded in the college website. For the academic year 2020-21. Alumni involvement suggests that students participate in their educational learning as active agents rather than as passive recipients.

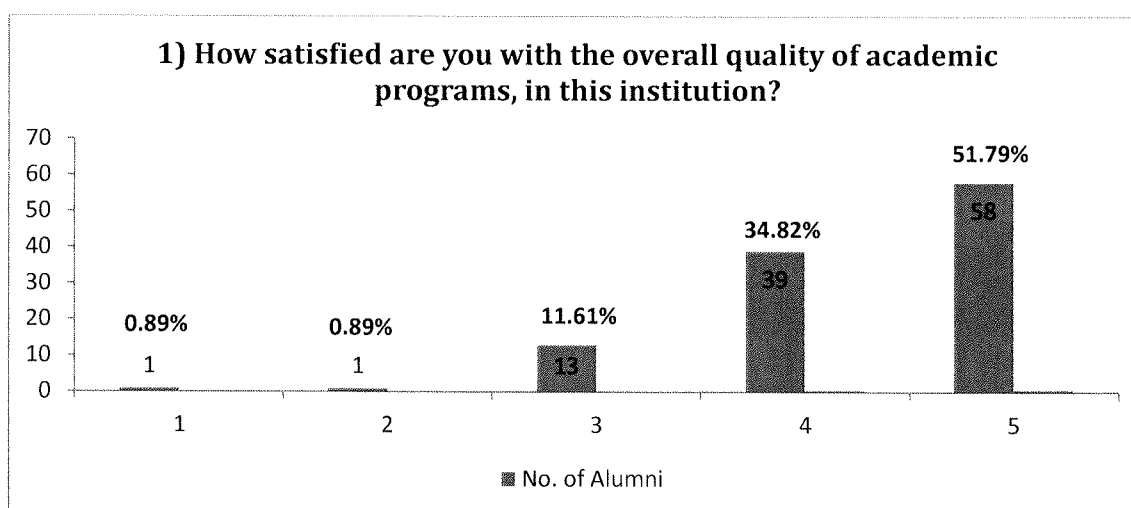
The IQAC takes feedback from the alumni of this college every year on following parameters (overall rating was collected on a scale of 1 to 5)

1. How satisfied are you with the overall quality of academic programs, in this institution?
2. How satisfied are you with the way faculty deliver course content?
3. How would you rate the conduct of labs, field visits and out-of-classroom activities in enhancing your learning experience?
4. How do you perceive the examination and evaluation process, considering factors such as fairness, transparency and overall effectiveness?
5. To what extent do you feel supported through the student mentoring provided by faculty members?
6. How satisfied are you with the guidance and supervision provided by staff members of this college during projects?
7. How would you rate the support, facilitation and grievance redressal system by the college administration?
8. How would you rate the adequacy and accessibility of the Library facility?
9. How do you perceive the lab infrastructure and the alignment of experiments with industry standards?

10. How would you rate the quality of classroom infrastructure?
11. In your opinion, how does the hostel infrastructure measure up in terms of comfort and amenities?
12. In terms of the co-curricular landscape, how would you assess the conduct of regular academic events, including conferences, workshops, extension lectures, seminars, etc.?
13. How would you rate the overall experience of facilities and participation opportunities in extra-curricular activities (YRC, NSS, NCC, Sports etc.) in this institution?
14. As an alumni how you want to contribute towards this Institution "Give it Back Scheme" for your younger generations
15. How do you feel after coming back to campus after passing out from this Institution particularly while processing your examination, certificates, document verification, etc.?
16. Do you feel proud and happy to be associated with this Institution?
17. Do you feel that, this Institution imparted values and skills which made you a better human being for the Nation and world at large?

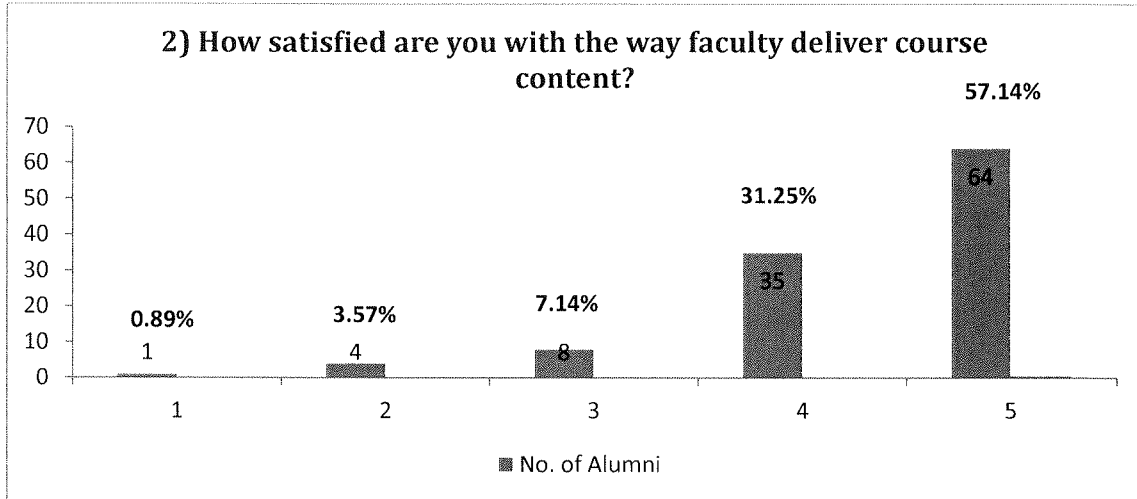
1) How satisfied are you with the overall quality of academic programs, in this institution?

	Grade	Rating	No. of Alumni	Percentage
Q.1)	Not at all satisfied	1	1	0.89%
		2	1	0.89%
		3	13	11.61%
		4	39	34.82%
	Extremely Satisfied	5	58	51.79%
			112	



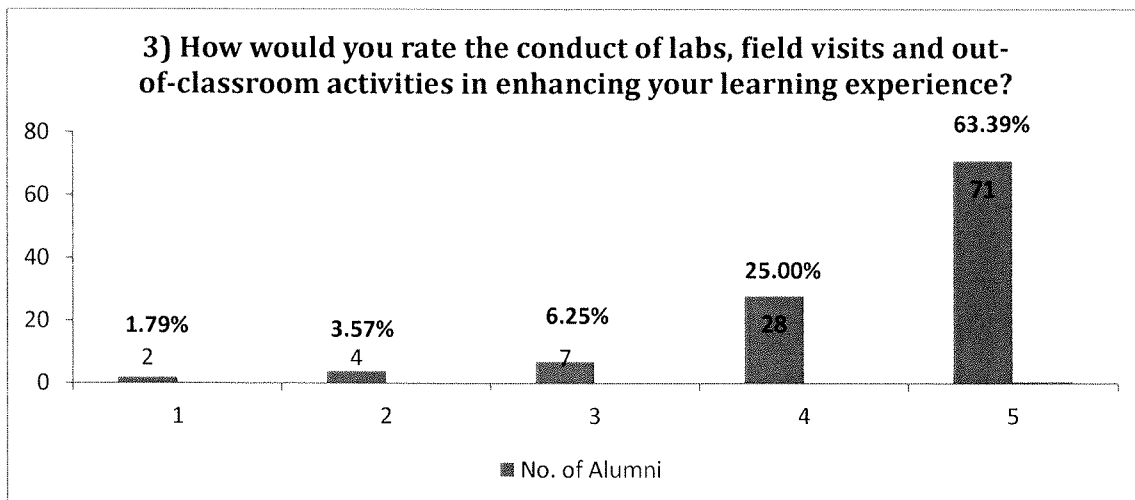
2) How satisfied are you with the way faculty deliver course content?

	Grade	Rating	No. of Alumni	Percentage
Q.2)	Not at all satisfied	1	1	0.89%
		2	4	3.57%
		3	8	7.14%
		4	35	31.25%
	Extremely Satisfied	5	64	57.14%
			112	



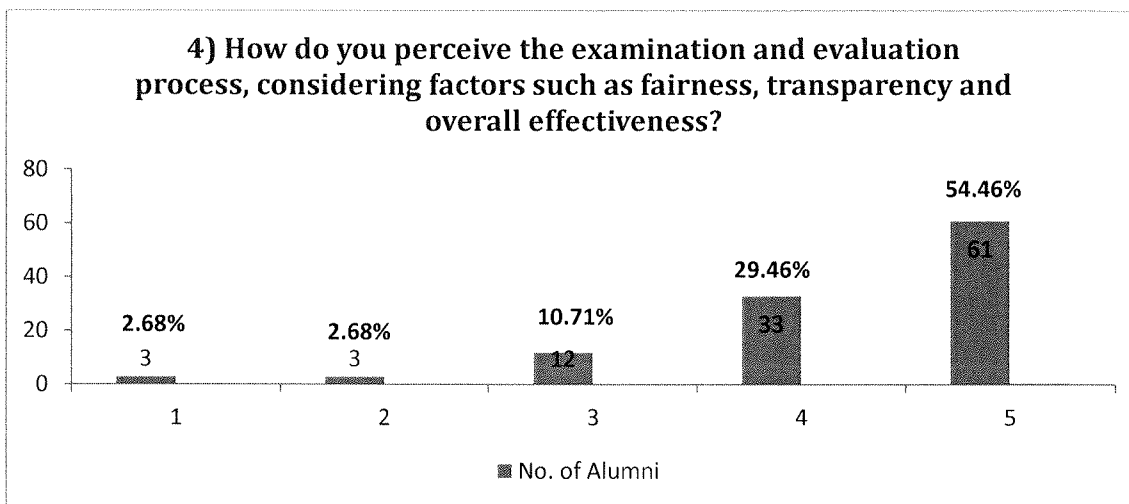
3) How would you rate the conduct of labs, field visits and out-of-classroom activities in enhancing your learning experience?

	Grade	Rating	No. of Alumni	Percentage
Q.3)	Not at all satisfied	1	2	1.79%
		2	4	3.57%
		3	7	6.25%
		4	28	25.00%
	Extremely Satisfied	5	71	63.39%
			112	



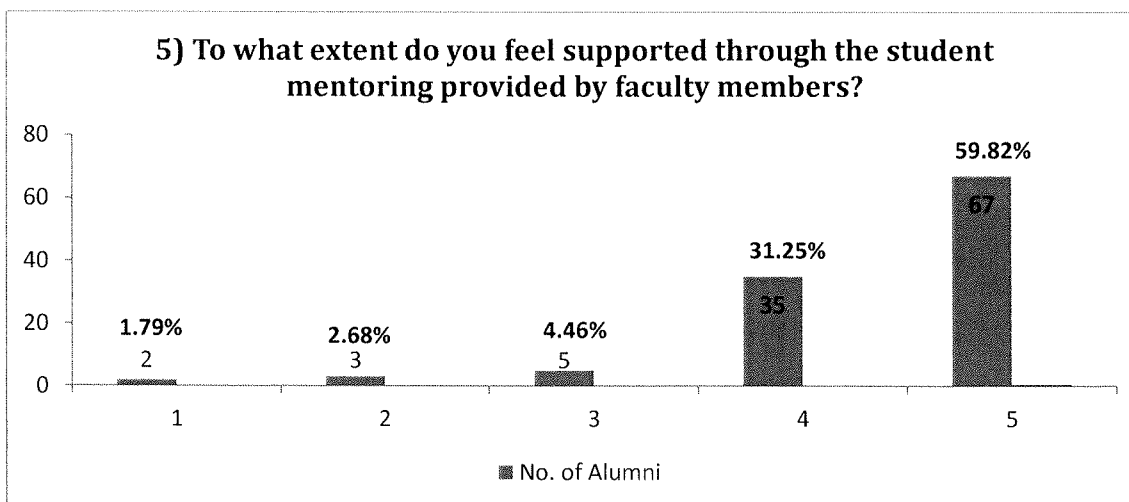
4) How do you perceive the examination and evaluation process, considering factors such as fairness, transparency and overall effectiveness?

	Grade	Rating	No. of Alumni	Percentage
Q.4)	Not at all satisfied	1	3	2.68%
		2	3	2.68%
		3	12	10.71%
		4	33	29.46%
	Extremely Satisfied	5	61	54.46%
			112	



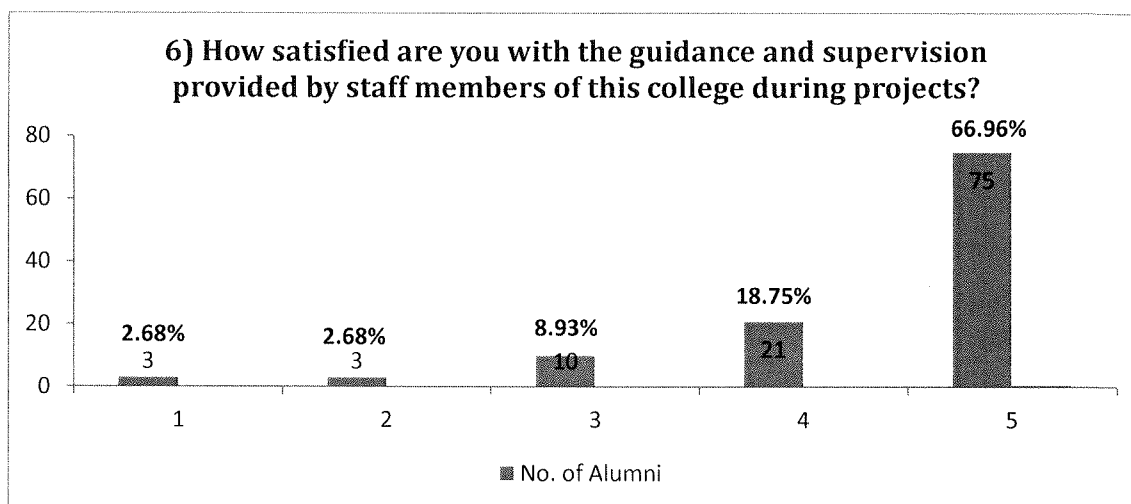
5) To what extent do you feel supported through the student mentoring provided by faculty members?

	Grade	Rating	No. of Alumni	Percentage
Q.5)	Not at all satisfied	1	2	1.79%
		2	3	2.68%
		3	5	4.46%
		4	35	31.25%
	Extremely Satisfied	5	67	59.82%
			112	



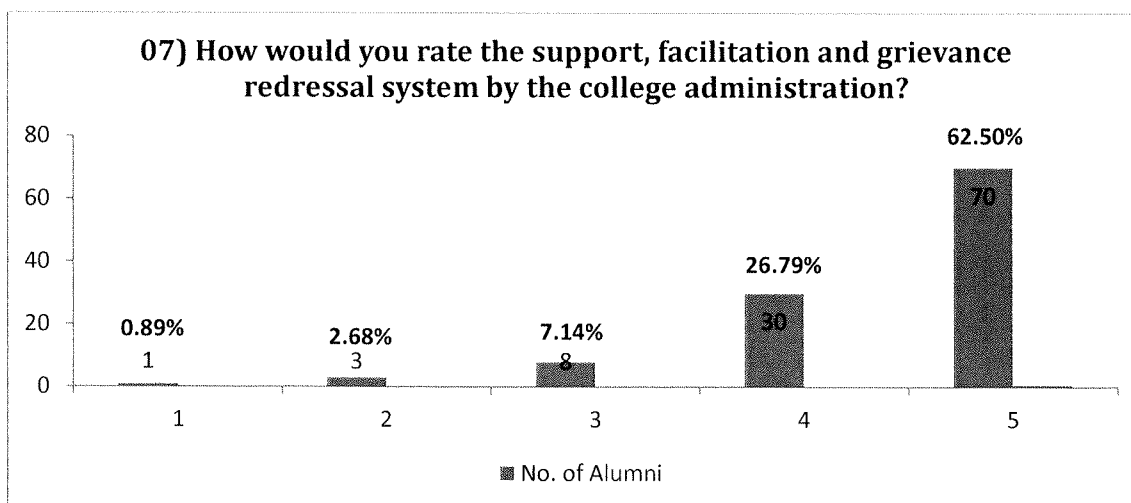
6) How satisfied are you with the guidance and supervision provided by staff members of this college during projects?

	Grade	Rating	No. of Alumni	Percentage
Q.6)	Not at all satisfied	1	3	2.68%
		2	3	2.68%
		3	10	8.93%
		4	21	18.75%
	Extremely Satisfied	5	75	66.96%
			112	



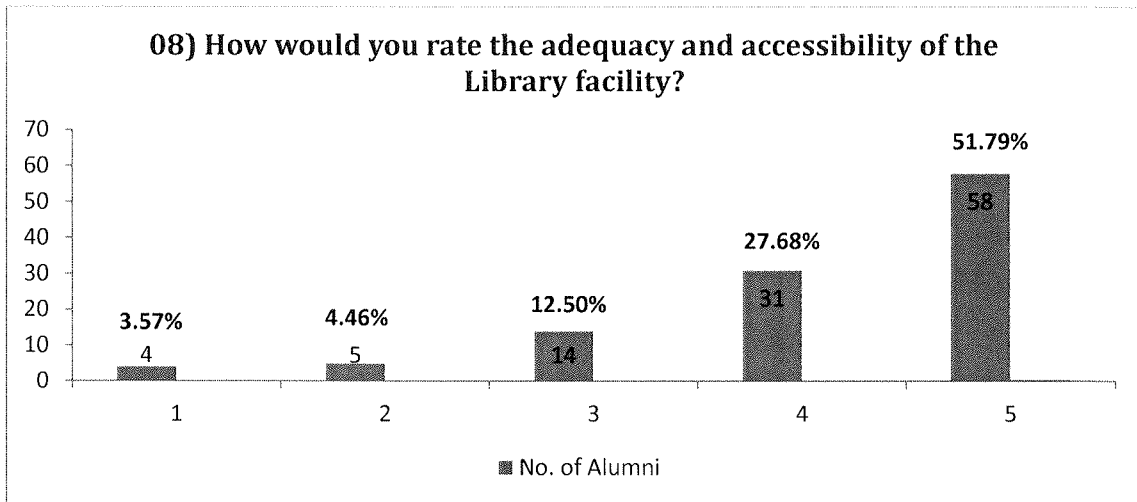
7) How would you rate the support, facilitation and grievance redressal system by the college administration?

	Grade	Rating	No. of Alumni	Percentage
Q.7)	Not at all satisfied	1	1	0.89%
		2	3	2.68%
		3	8	7.14%
		4	30	26.79%
	Extremely Satisfied	5	70	62.50%
			112	



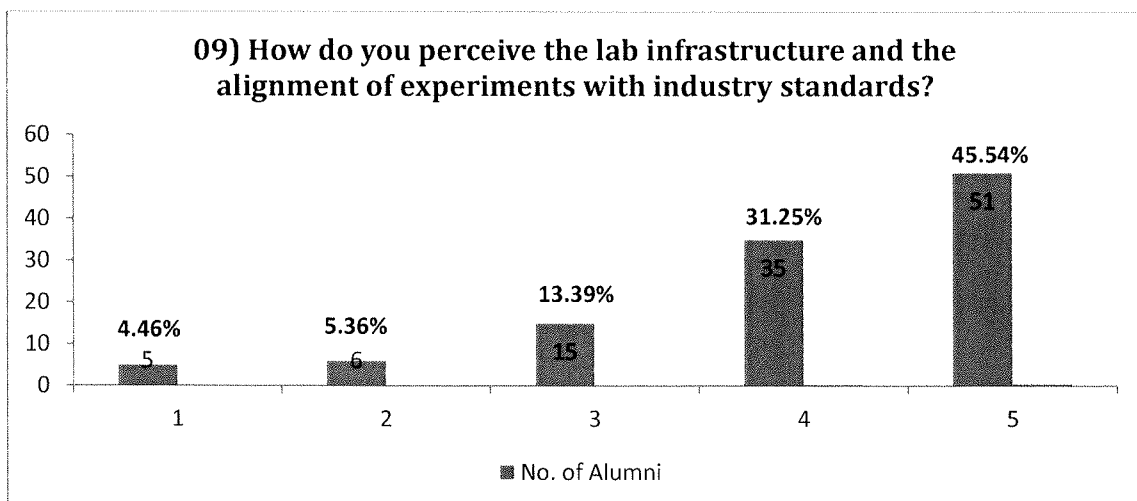
8) How would you rate the adequacy and accessibility of the Library facility?

Q.8)	Grade	Rating	No. of Alumni	Percentage
	Not at all satisfied	1	4	3.57%
		2	5	4.46%
		3	14	12.50%
		4	31	27.68%
	Extremely Satisfied	5	58	51.79%
			112	



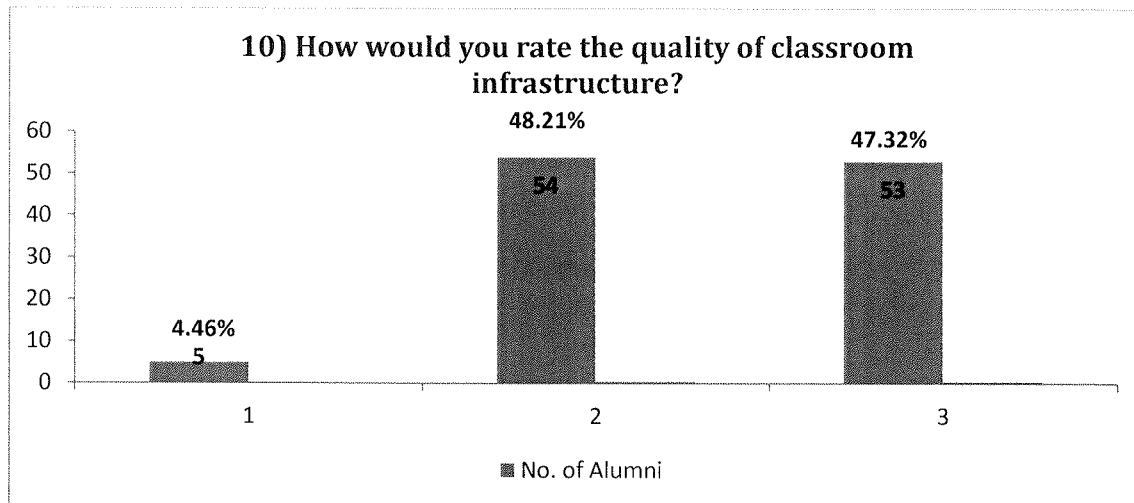
9) How do you perceive the lab infrastructure and the alignment of experiments with industry standards?

Q.9)	Grade	Rating	No. of Alumni	Percentage
	Not at all satisfied	1	5	4.46%
		2	6	5.36%
		3	15	13.39%
		4	35	31.25%
	Extremely Satisfied	5	51	45.54%
			112	



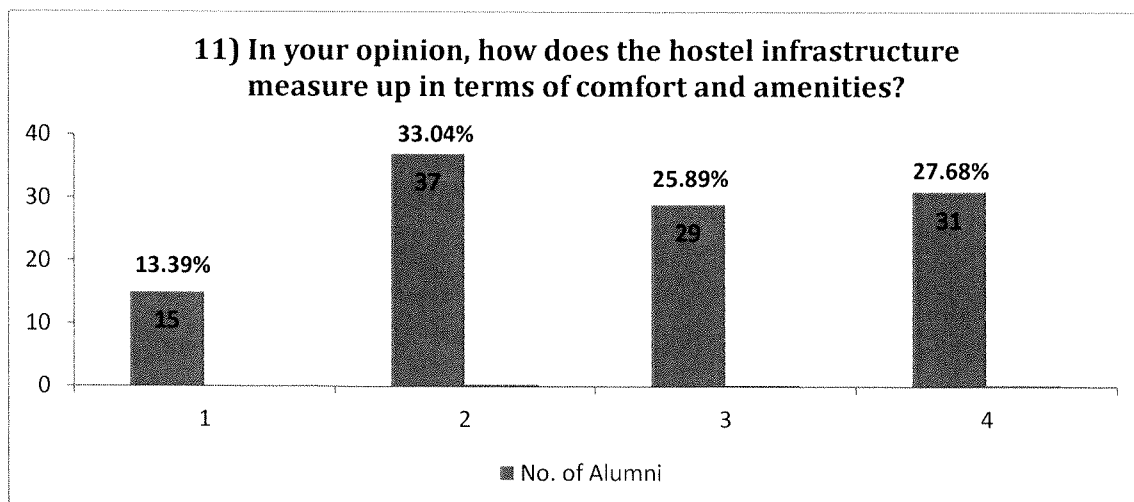
10) How would you rate the quality of classroom infrastructure?

Q.10)	Grade	Rating	No. of Alumni	Percentage
	Poor	1	5	4.46%
	Average	2	54	48.21%
	Excellent	3	53	47.32%
			112	



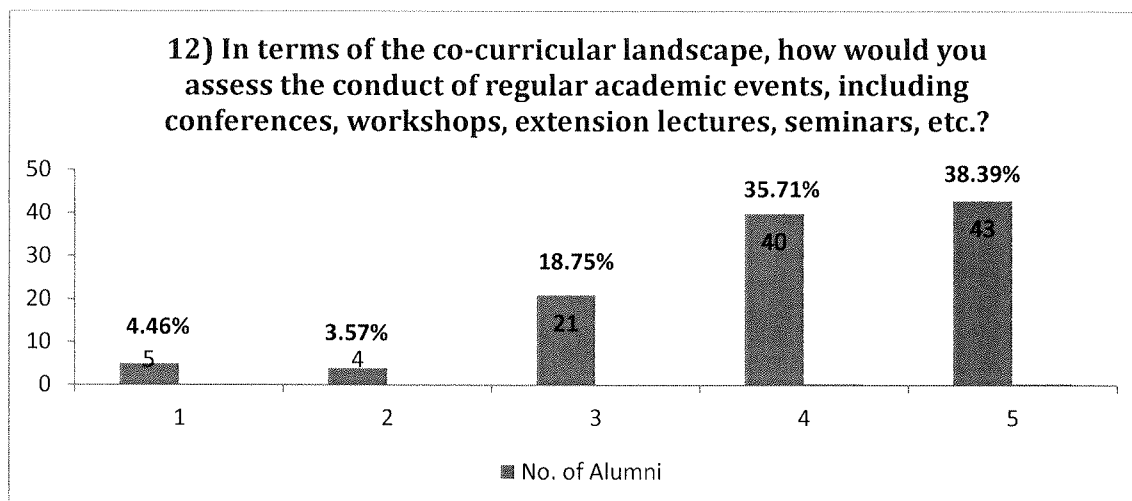
11) In your opinion, how does the hostel infrastructure measure up in terms of comfort and amenities?

Q.11)	Grade	Rating	No. of Alumni	Percentage
	Average	1	15	13.39%
	Good	2	37	33.04%
	Very Good	3	29	25.89%
	Excellent	4	31	27.68%
			112	



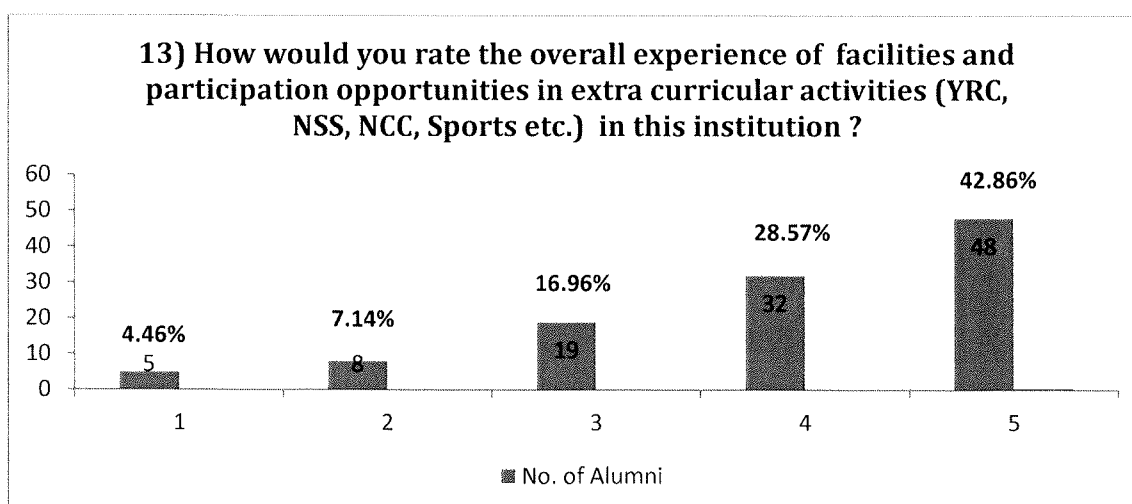
12) In terms of the co-curricular landscape, how would you assess the conduct of regular academic events, including conferences, workshops, extension lectures, seminars, etc.?

Q.12)	Grade	Rating	No. of Alumni	Percentage
	Not at all satisfied	1	5	4.46%
		2	4	3.57%
		3	21	18.75%
		4	40	35.71%
	Extremely Satisfied	5	43	38.39%
			113	



13) How would you rate the overall experience of facilities and participation opportunities in extra curricular activities (YRC, NSS, NCC, Sports etc.) in this institution ?

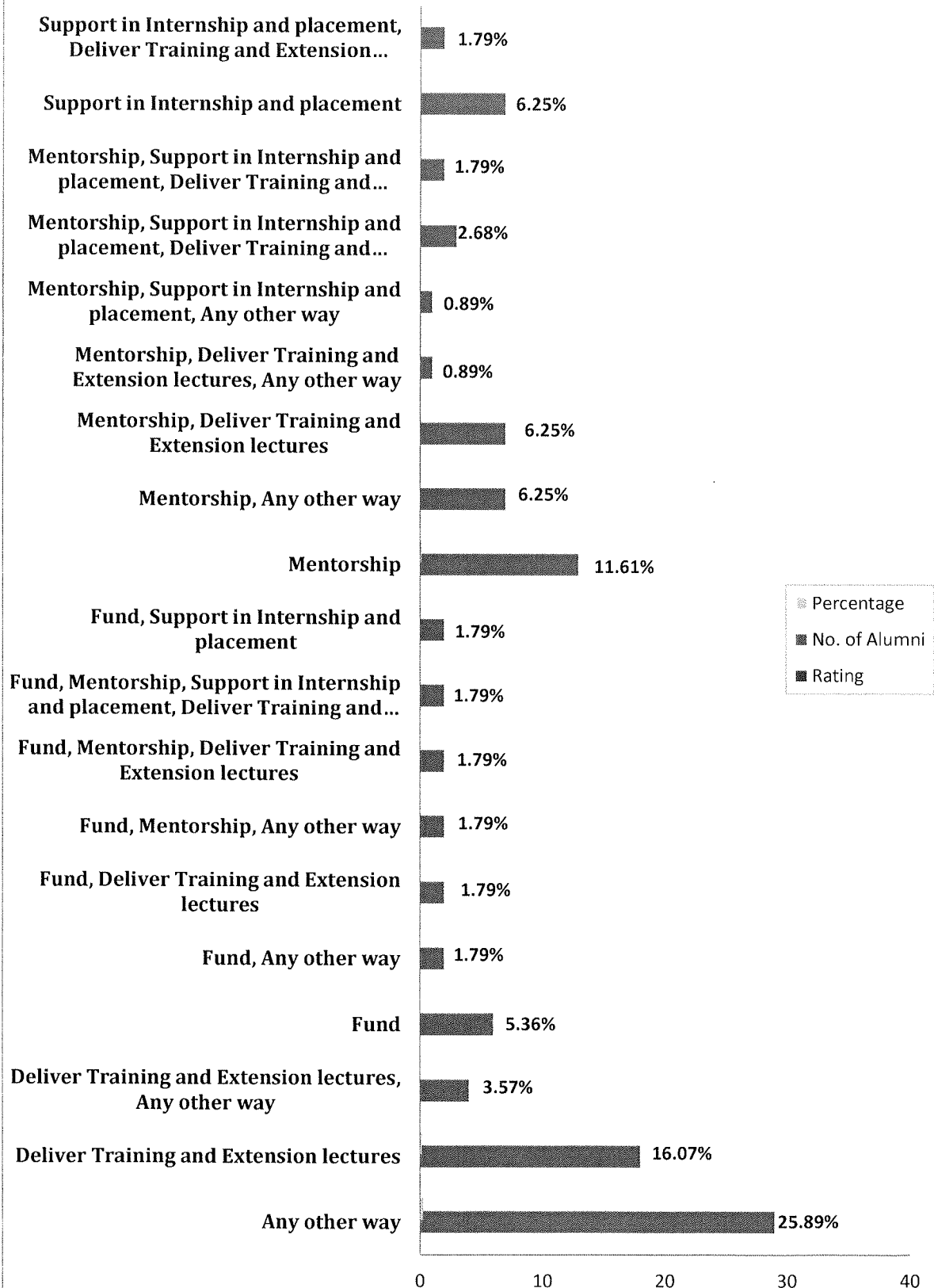
Q.13)	Grade	Rating	No. of Alumni	Percentage
	Not at all satisfied	1	5	4.46%
		2	8	7.14%
		3	19	16.96%
		4	32	28.57%
	Extremely Satisfied	5	48	42.86%
			112	



14) As an alumni how you want to contribute towards this Institution "Give it Back Scheme" for your younger generations.

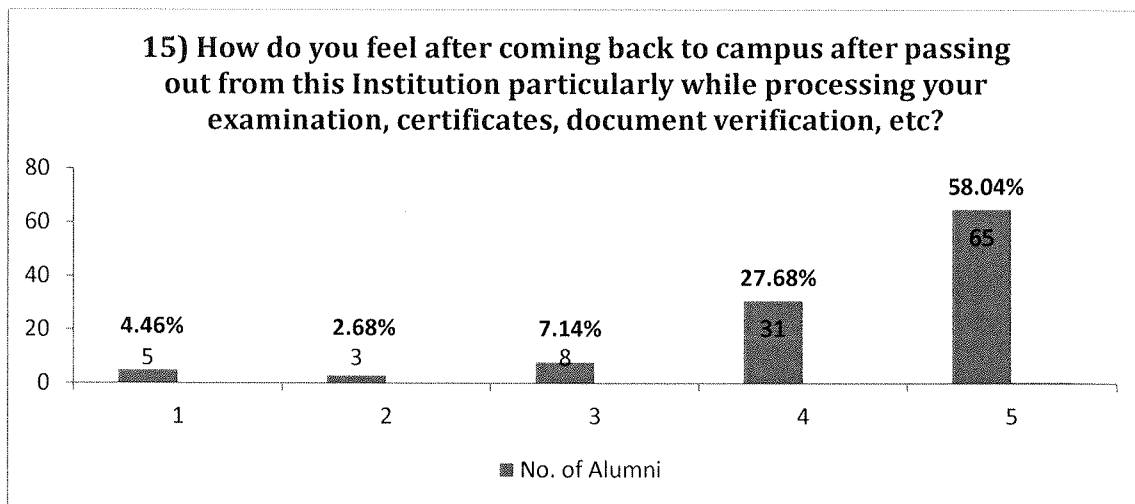
	Grade	No. of Alumni	Percentage
Q.13)	Any other way	29	25.89%
	Deliver Training and Extension lectures	18	16.07%
	Deliver Training and Extension lectures, Any other way	4	3.57%
	Fund	6	5.36%
	Fund, Any other way	2	1.79%
	Fund, Deliver Training and Extension lectures	2	1.79%
	Fund, Mentorship, Any other way	2	1.79%
	Fund, Mentorship, Deliver Training and Extension lectures	2	1.79%
	Fund, Mentorship, Support in Internship and placement, Deliver Training and Extension lectures	2	1.79%
	Fund, Support in Internship and placement	2	1.79%
	Mentorship	13	11.61%
	Mentorship, Any other way	7	6.25%
	Mentorship, Deliver Training and Extension lectures	7	6.25%
	Mentorship, Deliver Training and Extension lectures, Any other way	1	0.89%
	Mentorship, Support in Internship and placement, Any other way	1	0.89%
	Mentorship, Support in Internship and placement, Deliver Training and Extension lectures	3	2.68%
	Mentorship, Support in Internship and placement, Deliver Training and Extension lectures, Any other way	2	1.79%
	Support in Internship and placement	7	6.25%
	Support in Internship and placement, Deliver Training and Extension lectures, Any other way	2	1.79%
			112

14) As an alumni how you want to contribute towards this Institution "Give it Back Scheme" for your younger generations



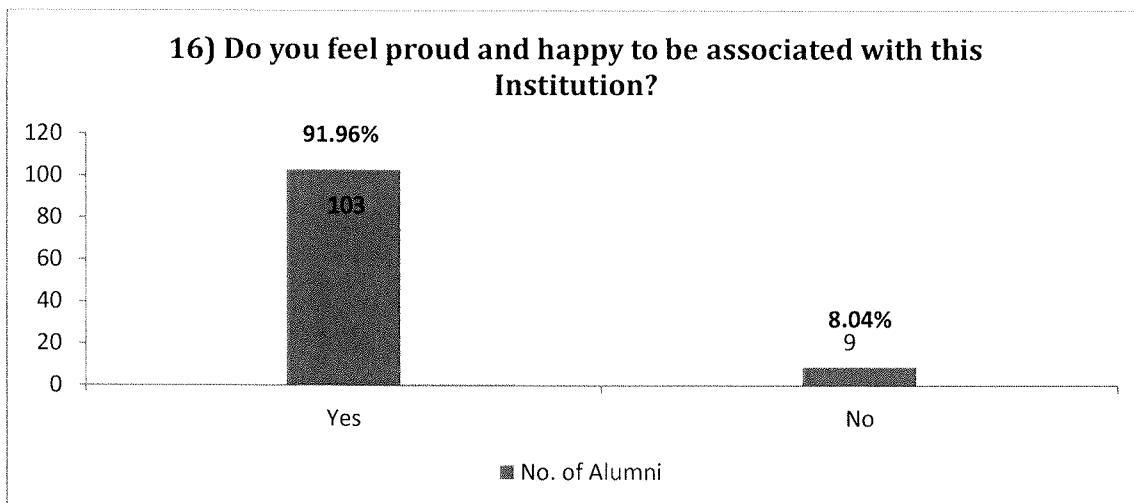
15) How do you feel after coming back to campus after passing out from this Institution particularly while processing your examination, certificates, document verification, etc?

	Grade	Rating	No. of Alumni	Percentage
Q.15)	Not at all satisfied	1	5	4.46%
		2	3	2.68%
		3	8	7.14%
		4	31	27.68%
	Extremely Satisfied	5	65	58.04%
			112	



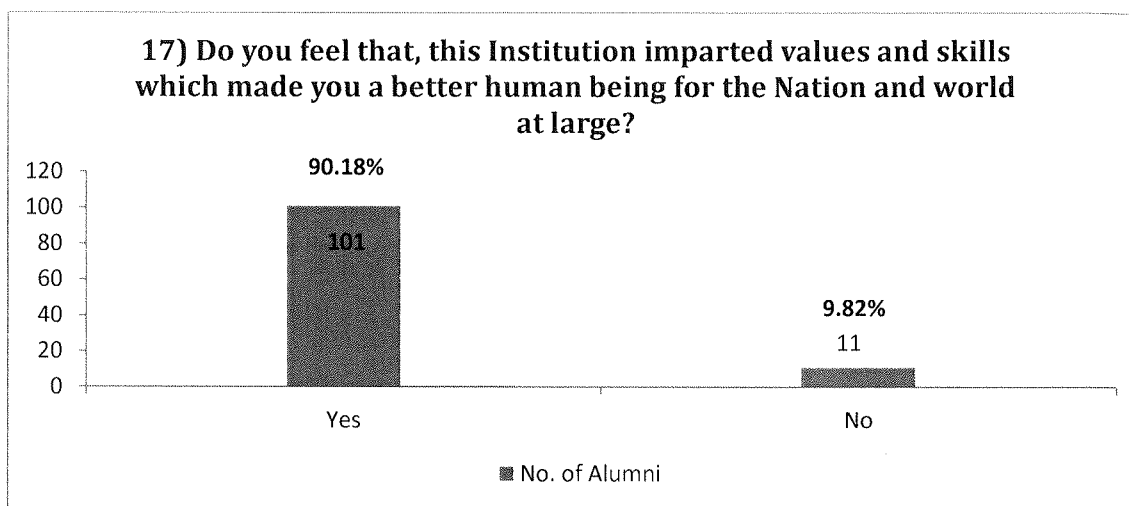
16) Do you feel proud and happy to be associated with this Institution?

	Grade	Rating	No. of Alumni	Percentage
Q.16)	Yes	1	103	91.96%
	No	2	9	8.04%
			112	



17) Do you feel that, this Institution imparted values and skills which made you a better human being for the Nation and world at large?

	Grade	Rating	No. of Alumni	Percentage
Q.17)	Yes	1	101	90.18%
	No	2	11	9.82%
			112	



Suggestions from Alumni

- Most alumni suggested emphasizing more on interdisciplinary learning and research.
- The alumni members suggested that there should be more number of hostels to accommodate the increasing number of students.
- Most alumni suggested that there should be more campus placement opportunity for students.

Analysis and Interpretation of Salient Findings

- 52% of Alumni expressed extremely satisfaction with the academic programs, appreciating the comprehensive curriculum, whereas 11% alumni are moderately satisfied with the academic programs.
- 57% of alumni Students were generally extremely satisfied with the faculty's delivery of course content and 7% of alumni student are moderately satisfied with the faculty's delivery of course content.
- 63% of alumni students are extremely satisfied on the practical exposure provided through labs and field visits, though some suggested more frequent activities and more advanced and adequate laboratory facility.

4. 54% of alumni students found the examination and evaluation process to be fair and transparent whereas 10% of alumni student moderately satisfied with the evaluation and examination process of the institution.
5. 59% of alumni students felt well-supported by faculty mentors, appreciating the guidance provided. Whereas 4% of alumni student moderately satisfied with the student getting mentoring from faculty members.
6. It was found that 66% of alumni student are extremely satisfied with the guidance and supervision provided during projects. Whereas 9% alumni student are moderately satisfied with the guidance and supervision provided by staff members.
7. It has been found that 62% of alumni students are extremely satisfied with the support and grievance redresal system, whereas 7% of students are moderately satisfied with the support and grievance redresal system.
8. It was found that 51% alumni students were extremely satisfied with the library facilities whereas 12% of student moderately satisfied with the adequacy and accessibility of library facility.
9. It was found that 45% of students are satisfied with the lab infrastructure and 13% of alumni student are moderately satisfied with the lab infrastructure and alignment of experiments with industry standards.
10. It has been found that 47% of students were generally satisfied with classroom infrastructure but suggested improvements in desk and bench.
11. Mixed feedback on hostel infrastructure, with some students requesting better amenities.
12. It has been found that 38% of alumni students are extremely satisfied with the regular academic events whereas 18% of alumni student are moderately satisfied with the academic events, including conferences.
13. It was found that 42% of alumni student are extremely satisfied on extra-curricular activities, with students enjoying the variety of options available and 16% of students are moderately satisfied with the extra-curricular activities.
14. Majority of Alumni expressed willingness to contribute to the institution through mentorship, deliver training and extensions lectures and any other ways.
15. Majority of Alumni felt proud and nostalgic when returning to campus, appreciating the efficient processing of documents.
16. Majority of alumni expressed pride and happiness in being associated with the institution.
17. Majority of alumni felt that the institution imparted valuable skills and values, contributing to their personal and professional growth.

Action Taken

1. Regular workshops and training sessions for faculty to enhance teaching methodologies.
2. Strengthened the mentoring program by assigning more faculty members to mentor groups.
3. Continued support and supervision to the student, with additional resources allocated for project guidance.
4. Continued focus on holistic education to develop well-rounded individuals.



IQAC

Govt. (Auto) College, Rourkela



Principal
Govt. (Auto) College
Rourkela
Principal

Govt. (Auto) College, Rourkela